

Getallenreeksen

patronen herkennen (aftrekken)

20 stroken



Leerdoelen:

- herkennen van patronen in een getallenreeks (aftrekken, hoeveel gaat er bij elke stap af?)
- een getallenreeks af kunnen maken

Vorbereiding:

- print de bladen uit (je kunt ze ook als werkbladen gebruiken)
- lamineer de bladen
- knip de stroken uit
- zorg voor een wisbordstift en een doekje

Gebruik:

- Leg de stroken en een wisbordstift voor het kind klaar.
- Het kind pakt een strook en bekijkt de getallenreeks.
- Het kind vult per stap (boogje) aan hoeveel er steeds afgaat.
- Het kind vult met deze kennis de rest van de getallenreeks aan.

- - -

			8	9	10
--	--	--	---	---	----

- - -

			8	10	12
--	--	--	---	----	----

- - -

			20	25	30
--	--	--	----	----	----

- - -

			50	60	70
--	--	--	----	----	----

- - -

			12	15	18
--	--	--	----	----	----

12 15 18

- - -

			18	22	26
--	--	--	----	----	----

18 22 26

- - -

			26	28	30
--	--	--	----	----	----

26 28 30

- - -

			14	17	20
--	--	--	----	----	----

14 17 20

- - -

			50	55	60
--	--	--	----	----	----

A horizontal number line with six boxes. The third box is empty, the fourth contains 50, the fifth contains 55, and the sixth contains 60. Three orange arcs connect the boxes: one between the second and third, one between the third and fourth, and one between the fourth and fifth. Above the line, three pairs of dots are connected by short horizontal dashes, indicating the intervals between the boxes.

- - -

			17	20	23
--	--	--	----	----	----

A horizontal number line with six boxes. The third box is empty, the fourth contains 17, the fifth contains 20, and the sixth contains 23. Three orange arcs connect the boxes: one between the second and third, one between the third and fourth, and one between the fourth and fifth. Above the line, three pairs of dots are connected by short horizontal dashes, indicating the intervals between the boxes.

- - -





			22	26	30
--	--	--	----	----	----

A horizontal number line with six boxes. The third box is empty, the fourth contains 22, the fifth contains 26, and the sixth contains 30. Three orange arcs connect the boxes: one between the second and third, one between the third and fourth, and one between the fourth and fifth. Above the line, three pairs of dots are connected by short horizontal dashes, indicating the intervals between the boxes.

- - -

			24	26	28
--	--	--	----	----	----

A horizontal number line with six boxes. The third box is empty, the fourth contains 24, the fifth contains 26, and the sixth contains 28. Three orange arcs connect the boxes: one between the second and third, one between the third and fourth, and one between the fourth and fifth. Above the line, three pairs of dots are connected by short horizontal dashes, indicating the intervals between the boxes.



- - -

			34	40	46
--	--	--	----	----	----

A horizontal number line with six boxes. The third box is empty, the fourth contains 34, the fifth contains 40, and the sixth contains 46. Three orange arcs connect the boxes: one from the third to the fourth, one from the fourth to the fifth, and one from the fifth to the sixth. Above the line, three sets of a dash followed by six dots are positioned between the boxes.

- - -

			60	65	70
--	--	--	----	----	----

A horizontal number line with six boxes. The third box is empty, the fourth contains 60, the fifth contains 65, and the sixth contains 70. Three orange arcs connect the boxes: one from the third to the fourth, one from the fourth to the fifth, and one from the fifth to the sixth. Above the line, three sets of a dash followed by six dots are positioned between the boxes.

- - -

			24	27	30
--	--	--	----	----	----

A horizontal number line with six boxes. The third box is empty, the fourth contains 24, the fifth contains 27, and the sixth contains 30. Three orange arcs connect the boxes: one from the third to the fourth, one from the fourth to the fifth, and one from the fifth to the sixth. Above the line, three sets of a dash followed by six dots are positioned between the boxes.

- - -

			21	23	25
--	--	--	----	----	----

A horizontal number line with six boxes. The third box is empty, the fourth contains 21, the fifth contains 23, and the sixth contains 25. Three orange arcs connect the boxes: one from the third to the fourth, one from the fourth to the fifth, and one from the fifth to the sixth. Above the line, three sets of a dash followed by six dots are positioned between the boxes.