

Rekenrekjes kaartjes tot en met 20



Leerdoelen:

- beseft ontwikkelen van de tientallen (snel kunnen zien dat iets meer/minder dan tien is)
- beseft ontwikkelen van de vijf-structuur (snel kunnen zien dat iets meer/minder dan 5 is)
- tellen tot en met 20

Vorbereiding:

- print de bladen uit
- lamineer de bladen of plak ze op stevig papier (of gebruik ze gewoon als werkbladen)
- knip de kaarten en kaartjes uit
- Als de kaarten gelamineerd zijn, kunnen ze ook als wisbordje gebruikt worden in combinatie met een wisbordstift en een doekje (de antwoordkaartjes zijn dan niet nodig)

Gebruik:

- Leg de kaarten en schrijfmateriaal of de antwoordkaartjes voor het kind klaar.
- Het kind kiest een kaart en bekijkt het bekijkt de kralen op het rekenrekje..
- Het kind telt de kralen (hierbij gebruikmakend van de vijf- en/of tienstructuur) en legt het juiste antwoordkaartje op de kaart (of schrijft het antwoord zelf op)

An abacus with two vertical rods. The top rod has 10 red beads, and the bottom rod has 10 red beads. Below the abacus is a large, empty rectangular box with a blue border. A small signature is visible in the bottom right corner of the box.

An abacus with two vertical rods. The top rod has 5 red beads, and the bottom rod has 5 red beads. Below the abacus is a large, empty rectangular box with a blue border. A small signature is visible in the bottom right corner of the box.

An abacus with two vertical rods. The top rod has 5 red beads, and the bottom rod has 5 white beads. Below the abacus is a large, empty rectangular box with a blue border. A small signature is visible in the bottom right corner of the box.

An abacus with two vertical rods. The top rod has 5 red beads, and the bottom rod has 2 white beads. Below the abacus is a large, empty rectangular box with a blue border. A small signature is visible in the bottom right corner of the box.

An abacus with two horizontal bars. The top bar has 10 beads: 5 red and 5 white. The bottom bar has 5 red beads and 1 white bead. Below the abacus is a large, empty rectangular box with a blue border. A small signature is in the bottom right corner.

An abacus with two horizontal bars. The top bar has 10 beads: 5 red and 5 white. The bottom bar has 5 red beads and 1 white bead. Below the abacus is a large, empty rectangular box with a blue border. A small signature is in the bottom right corner.

An abacus with two horizontal bars. The top bar has 10 beads: 5 red and 5 white. The bottom bar has 4 red beads and 1 white bead. Below the abacus is a large, empty rectangular box with a blue border. A small signature is in the bottom right corner.

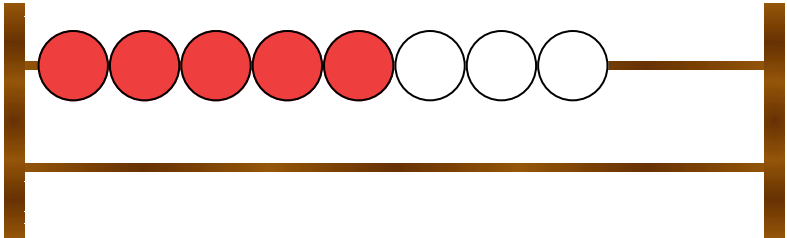
An abacus with two horizontal bars. The top bar has 10 beads: 5 red and 5 white. The bottom bar has 3 red beads and 1 white bead. Below the abacus is a large, empty rectangular box with a blue border. A small signature is in the bottom right corner.

An abacus with two horizontal bars. The top bar has 10 beads: 5 red and 5 white. The bottom bar has 2 red beads. Below the abacus is a large, empty rectangular box with a blue border. A small signature is in the bottom right corner.

An abacus with two horizontal bars. The top bar has 10 beads: 5 red and 5 white. The bottom bar has 1 red bead. Below the abacus is a large, empty rectangular box with a blue border. A small signature is in the bottom right corner.

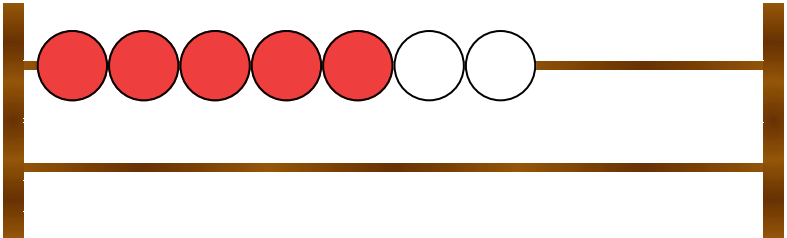
An abacus with two horizontal bars. The top bar has 10 beads: 5 red and 5 white. The bottom bar has no beads. Below the abacus is a large, empty rectangular box with a blue border. A small signature is in the bottom right corner.

An abacus with two horizontal bars. The top bar has 10 beads: 5 red and 5 white. The bottom bar has no beads. Below the abacus is a large, empty rectangular box with a blue border. A small signature is in the bottom right corner.



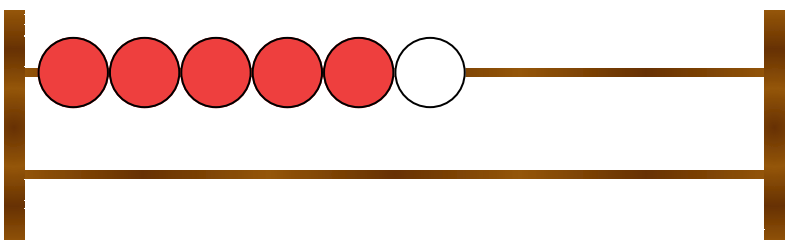
An abacus with a horizontal beam and two vertical endposts. Five red beads are on the left side of the beam, and three white beads are on the right side. Below the abacus is a large, empty rectangular box with a blue border.

J



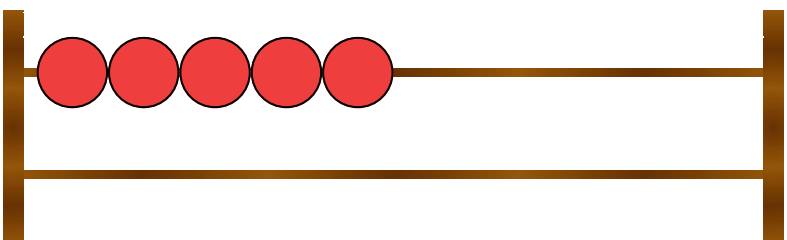
An abacus with a horizontal beam and two vertical endposts. Five red beads are on the left side of the beam, and two white beads are on the right side. Below the abacus is a large, empty rectangular box with a blue border.

J



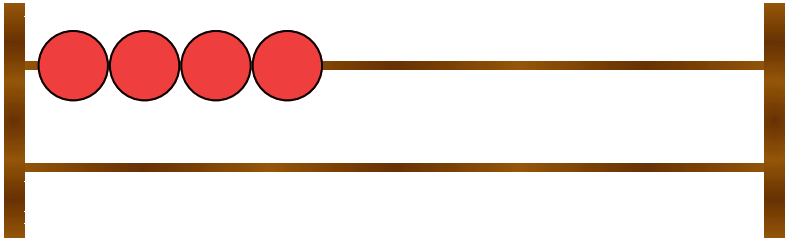
An abacus with a horizontal beam and two vertical endposts. Five red beads are on the left side of the beam, and one white bead is on the right side. Below the abacus is a large, empty rectangular box with a blue border.

J



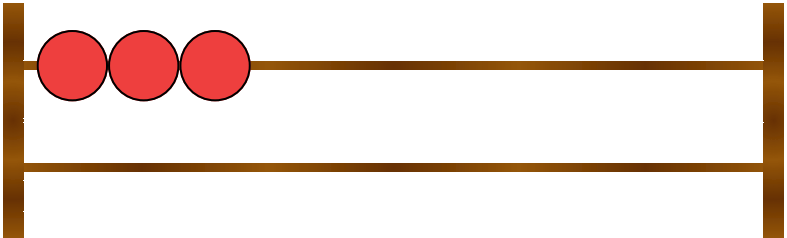
An abacus with a horizontal beam and two vertical endposts. Five red beads are on the left side of the beam. Below the abacus is a large, empty rectangular box with a blue border.

J




An abacus with a top bar and a bottom bar. Four red beads are placed on the top bar. Below the abacus is a large, empty rectangular box with a blue border.

J




An abacus with a top bar and a bottom bar. Three red beads are placed on the top bar. Below the abacus is a large, empty rectangular box with a blue border.

J



An abacus with a top bar and a bottom bar. Two red beads are placed on the top bar. Below the abacus is a large, empty rectangular box with a blue border.

J



An abacus with a top bar and a bottom bar. One red bead is placed on the top bar. Below the abacus is a large, empty rectangular box with a blue border.

J

20

15

19

14

18

13

17

12

16

11

10

5

9.

4

8

3

7

2

6.

1