

# Breuken kleuren

## Oefenkaarten



### Leerdoelen:

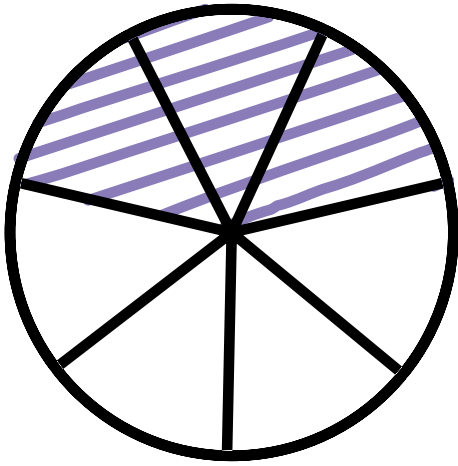
- beseffen wat een breuk is
- breuken kunnen kleuren

### Vorbereiding:


- print de bladen uit
- lamineer de bladen of gebruik als werkbladen (in een L-mapje of insteekhoesje kun je ze ook als wisbordjes gebruiken)
- knip de kaarten uit

### Gebruik:


- Leg de kaarten voor het kind klaar.
- Leg ook schrijf-/kleurmateriaal voor het kind klaar (als de bladen zijn gelamineerd, kun je ze als wisbordjes gebruiken met een wisbordstift).
- Het kind leest de breuk en kleurt het juiste aantal parten van de cirkel in.



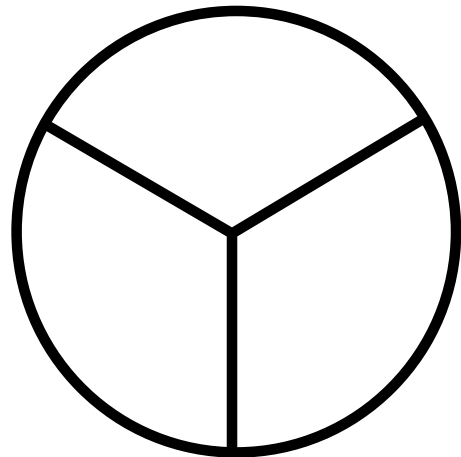
Breuken  
kleuren



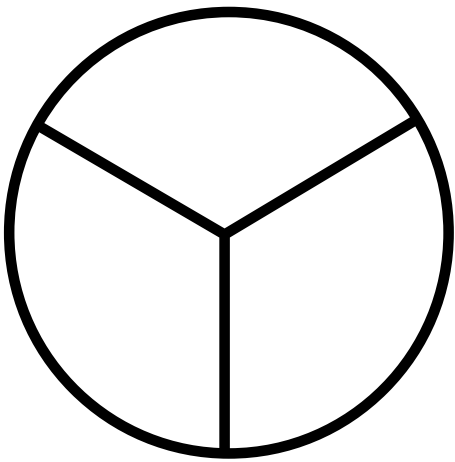
$$\frac{1}{2}$$



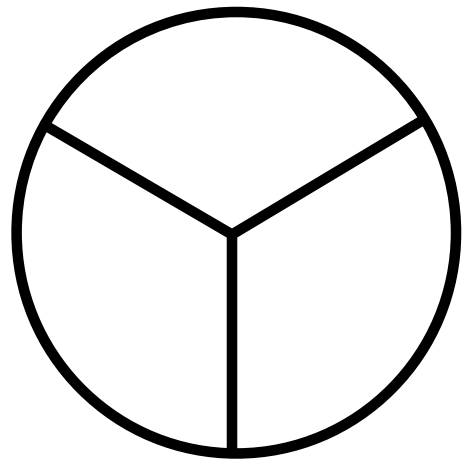
$$\frac{2}{2}$$




$$\frac{1}{3}$$




$$\frac{2}{3}$$




$$\frac{3}{3}$$




$$\frac{1}{4}$$



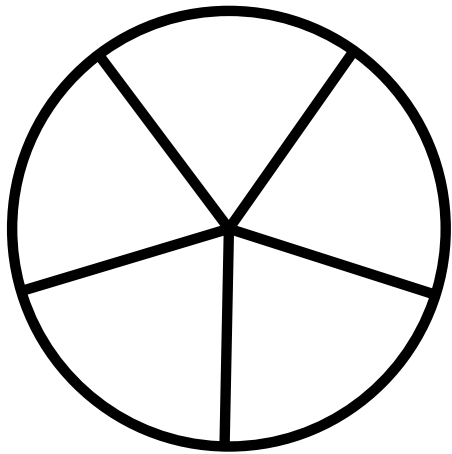
$$\frac{2}{4}$$




$$\frac{3}{4}$$




$$\frac{4}{4}$$




$$\frac{1}{5}$$




$$\frac{2}{5}$$




$$\frac{3}{5}$$




$$\frac{4}{5}$$




$$\frac{5}{5}$$




$$\frac{1}{6}$$




$$\frac{2}{6}$$




$$\frac{3}{6}$$




$$\frac{4}{6}$$




$$\frac{5}{6}$$




$$\frac{6}{6}$$




$$\frac{1}{7}$$




$$\frac{2}{7}$$




$$\frac{3}{7}$$




$$\frac{4}{7}$$



$$\frac{5}{7}$$

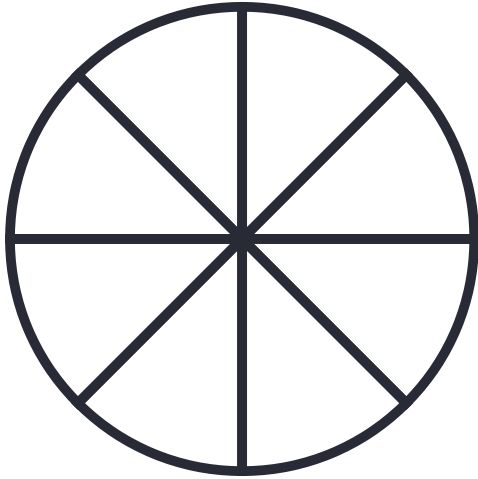


$$\frac{6}{7}$$

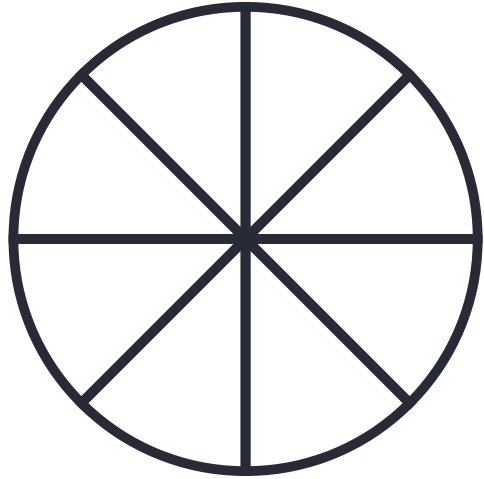


$$\frac{7}{7}$$

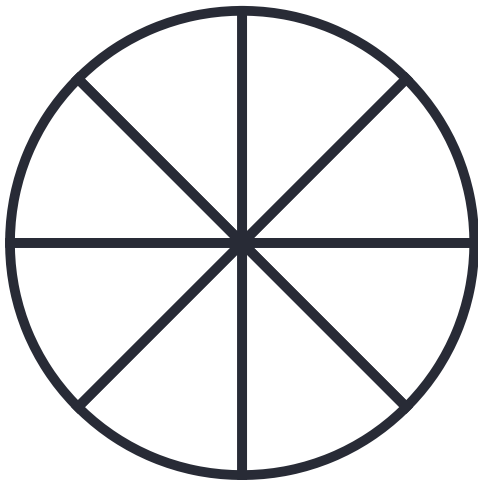




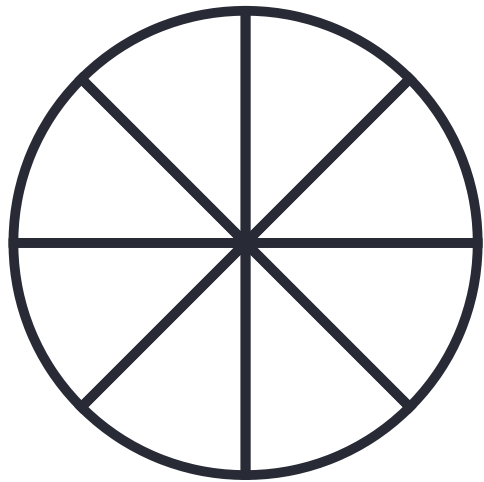
$$\frac{1}{8}$$



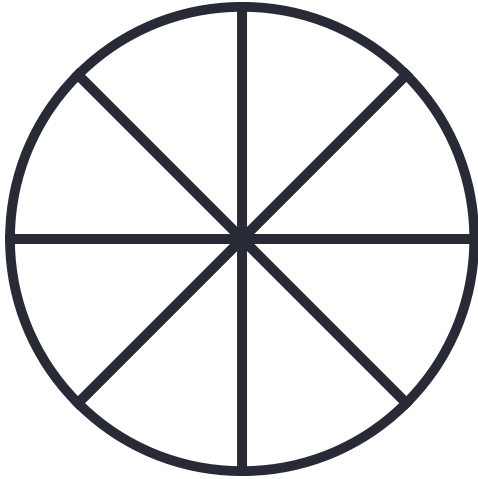
$$\frac{2}{8}$$



$$\frac{3}{8}$$

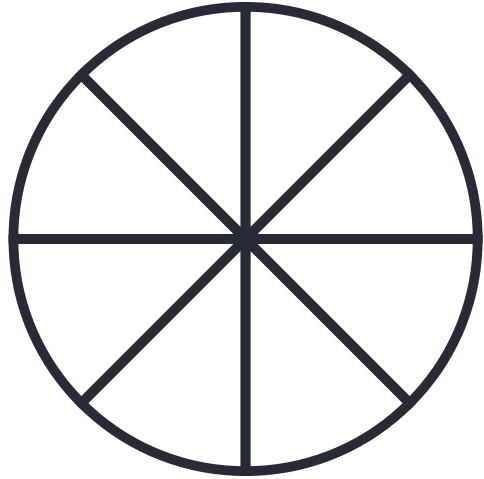


$$\frac{4}{8}$$



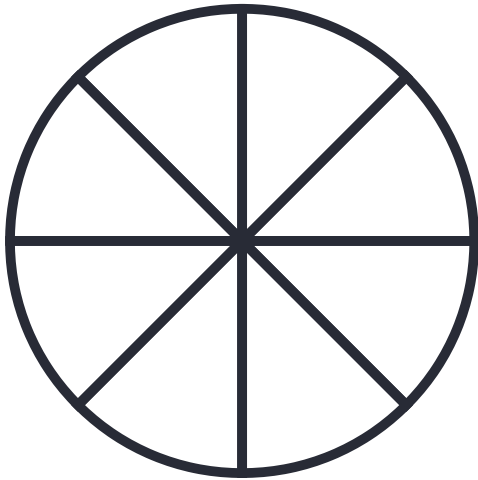
$$\frac{5}{8}$$

*JJ*



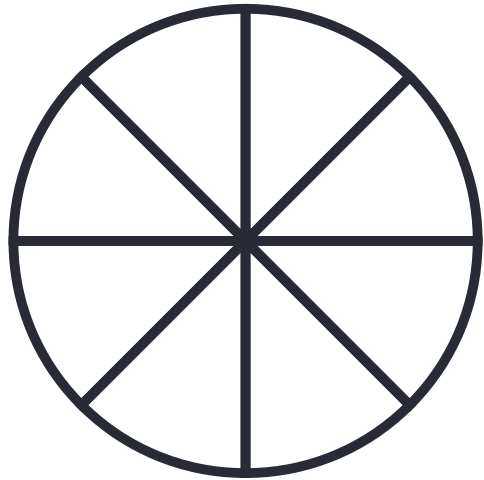
$$\frac{6}{8}$$

*JJ*




$$\frac{7}{8}$$

*JJ*




$$\frac{8}{8}$$


*JJ*




$$\frac{1}{9}$$




$$\frac{2}{9}$$




$$\frac{3}{9}$$




$$\frac{4}{9}$$




$$\frac{5}{9}$$




$$\frac{6}{9}$$




$$\frac{7}{9}$$




$$\frac{8}{9}$$




$$\frac{9}{9}$$




$$\frac{1}{10}$$




$$\frac{2}{10}$$




$$\frac{3}{10}$$




$$\frac{4}{10}$$




$$\frac{5}{10}$$




$$\frac{6}{10}$$




$$\frac{7}{10}$$



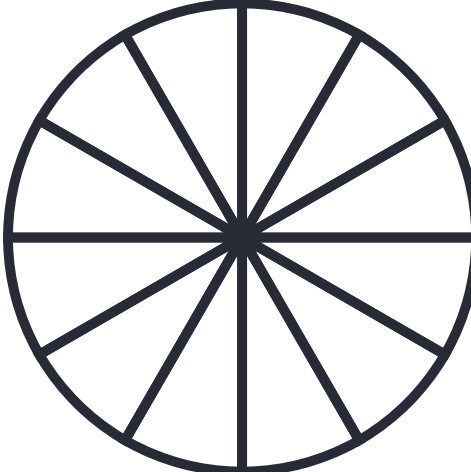
$$\frac{8}{10}$$



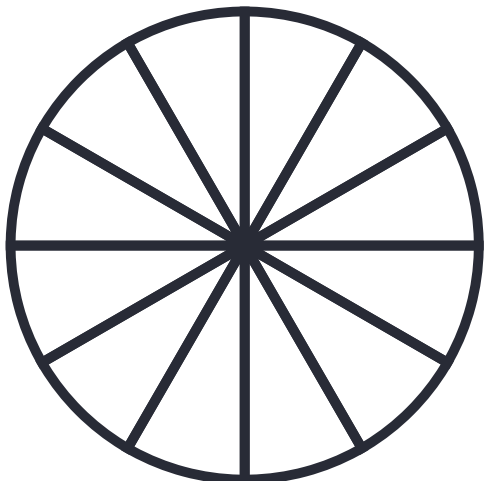
$$\frac{9}{10}$$



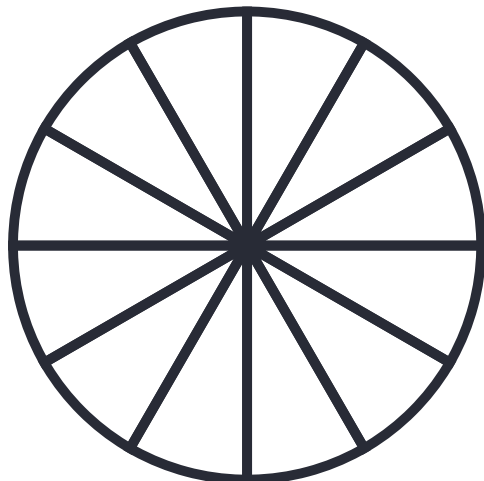
$$\frac{10}{10}$$



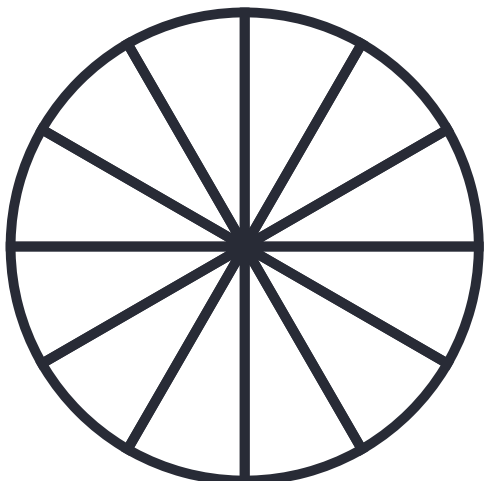
$$\frac{1}{12}$$



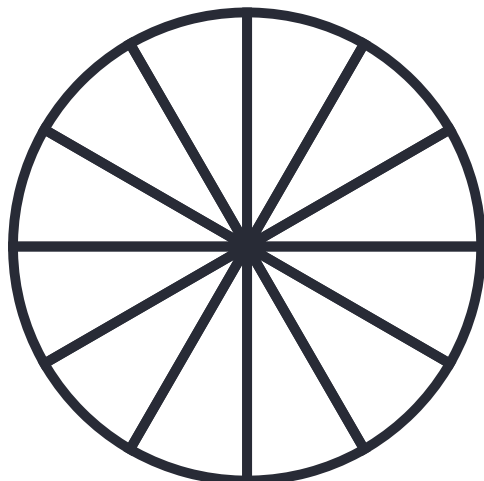
$$\frac{2}{12}$$



$$\frac{3}{12}$$

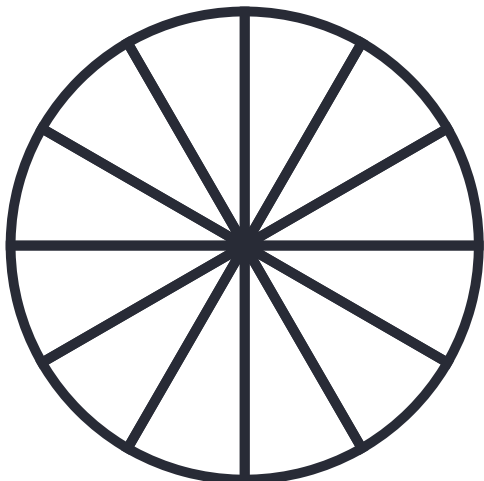


$$\frac{4}{12}$$

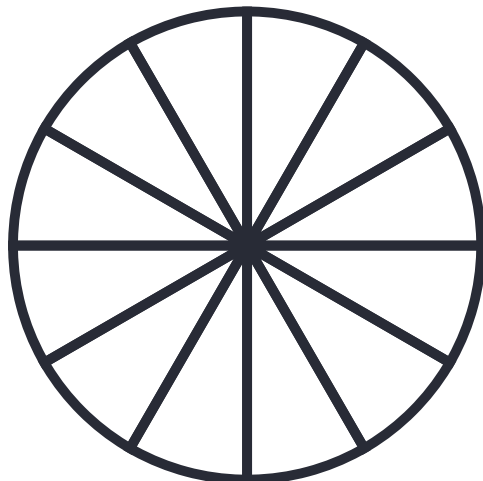


$$\frac{5}{12}$$

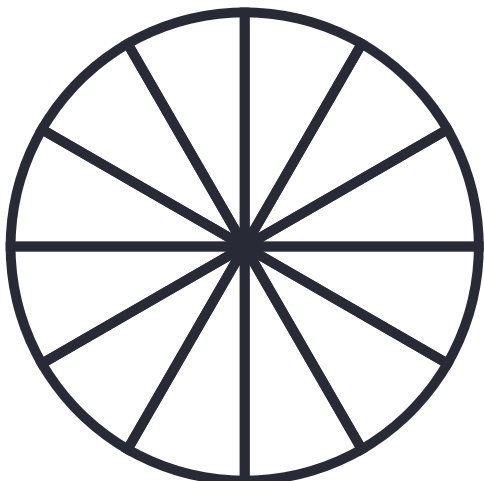




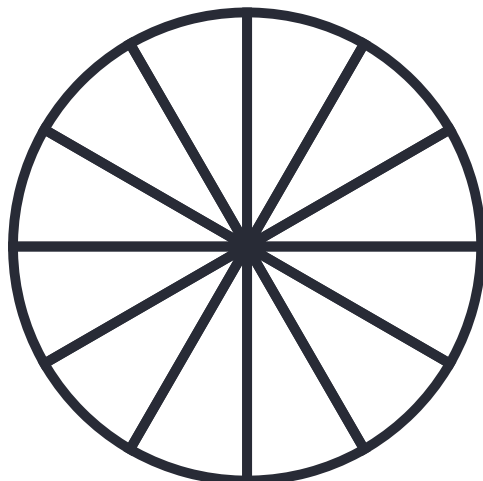
$$\frac{6}{12}$$



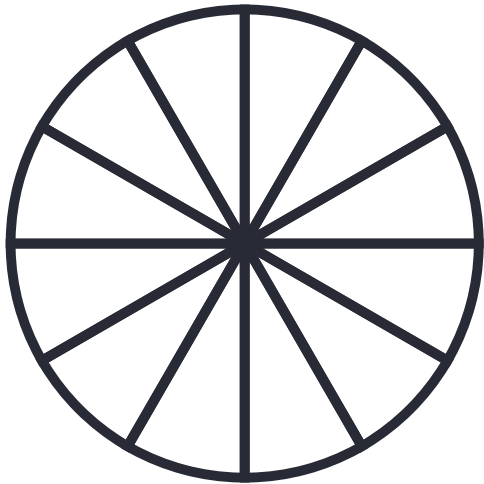
$$\frac{7}{12}$$



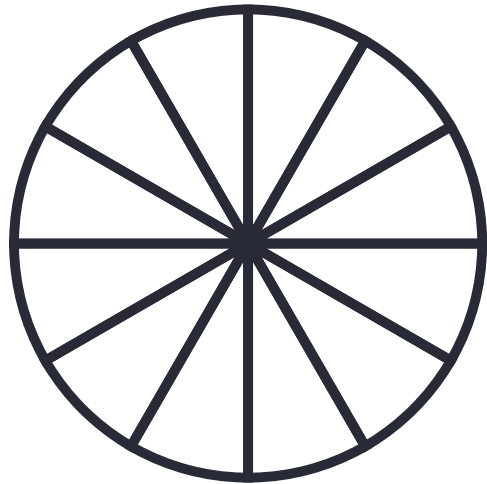
$$\frac{8}{12}$$



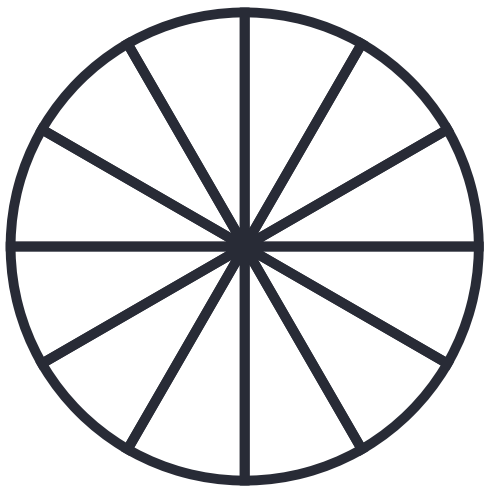
$$\frac{9}{12}$$



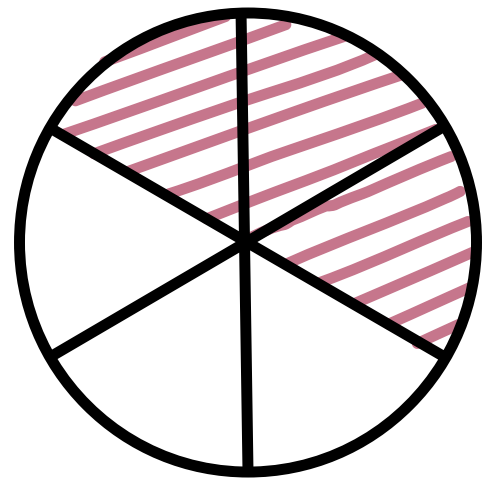
$$\frac{10}{12}$$



$$\frac{11}{12}$$



$$\frac{12}{12}$$



$$\frac{3}{6} \text{ van de}$$
  
$$\text{stukken}$$