

Knijperkaarten tellen tm 6

Bij de dokter (pleisters)



www.jufsmurf.nl
Samantha van Velzen

Vorbereiding:

- print de bladen uit
- lamineer de bladen of plak de kaarten op stevig papier
- knip de kaarten

Leerdoelen:

- resultatief tellen tot en met 6
- het herkennen van de dobbelsteenstructuur tot en met 6
- de dobbelsteenstructuur tot en met 6 kunnen koppelen aan het aantal getelde pleisters op de kaart

Gebruik:

De knijperkaarten zijn zeer eenvoudig te gebruiken.

Leg de kaarten klaar voor het kind en geef er iets bij waarmee het kind het getal kan markeren (bijvoorbeeld knijpers, fiches, knopen, dopjes, blokjes en als de kaarten gelamineerd zijn, kunnen ook wisbordstiften gebruikt worden).

1 2 3

1 2 3

2 3 4

2 3 4




Three pink band-aids with a heart pattern are arranged vertically in the top section of the box. Below them, in the bottom section, are three dice faces: the first shows 3 dots, the second shows 4 dots, and the third shows 5 dots.



Four blue band-aids with a star pattern are arranged in the top section of the box. Below them, in the bottom section, are three dice faces: the first shows 3 dots, the second shows 4 dots, and the third shows 5 dots.



Five green band-aids with a daisy pattern are arranged in the top section of the box. Below them, in the bottom section, are three dice faces: the first shows 4 dots, the second shows 5 dots, and the third shows 6 dots.



Six tan band-aids with a bear pattern are arranged in the top section of the box. Below them, in the bottom section, are three dice faces: the first shows 4 dots, the second shows 5 dots, and the third shows 6 dots.



Three pink band-aids with white rabbit faces are arranged vertically. Below them are three dice faces: the first has 1 dot, the second has 3 dots, and the third has 5 dots.



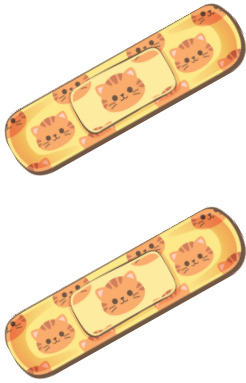
Five purple band-aids with yellow stars are arranged in a scattered pattern. Below them are three dice faces: the first has 1 dot, the second has 3 dots, and the third has 5 dots.



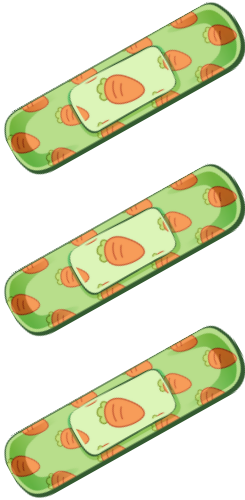
Four teal band-aids with yellow stars and pink hearts are arranged in a scattered pattern. Below them are three dice faces: the first has 2 dots, the second has 4 dots, and the third has 6 dots.






Six purple band-aids with yellow smiley faces are arranged in a scattered pattern. Below them are three dice faces: the first has 2 dots, the second has 4 dots, and the third has 6 dots.




		
--	--	--






		
---	--	--



		
---	---	---




		
--	---	---






Three green band-aids with white daisy patterns are arranged vertically in the top section of the box.

		
--	--	--



Five tan band-aids with bear faces are arranged in the top section of the box.

		
---	--	--



Six pink band-aids with white rabbit faces are arranged in the top section of the box.

		
---	---	---



Four purple band-aids with yellow stars are arranged in the top section of the box.

		
--	---	---