

# Telstroken tm 20

## Eieren rapen

(20 stroken met antwoordkaartjes (verschillende getalbeelden))



### Vorbereiding:




- print de bladen uit
- lamineer de bladen of plak de stroken en kaartjes op stevig papier
- knip de stroken en kaartjes uit




### Leerdoelen:




- resultatief tellen tot en met 20
- de getelde hoeveelheid eieren kunnen koppelen aan het getalbeeld:  
**cijfersymbolen/dominostenen/handen en vingers/lucifers**


### Gebruik:

- Leg de stroken voor het kind klaar en bepaal welke antwoordkaartjes erbij worden gelegd (getallen, lucifers, handen en vingers of dominostenen).
- Het kind kiest een strook en telt het aantal eieren.
- Vervolgens zoekt het kind een bijpassend antwoordkaartje en legt deze op de strook.














A horizontal rectangular panel with a yellow border. On the left, a girl with pigtails, wearing a yellow hat, pink shirt, blue overalls, and red boots, holds a white chicken. To her right is a row of 11 brown eggs. The background shows a green field and a blue sky with clouds. A small signature is in the bottom right corner.






A horizontal rectangular panel with a yellow border. On the left, a girl with pigtails, wearing a yellow hat, pink shirt, blue overalls, and red boots, holds a white chicken. To her right is a row of 10 brown eggs. The background shows a green field and a blue sky with clouds. A small signature is in the bottom right corner.




A horizontal rectangular panel with a yellow border. On the left, a girl with pigtails, wearing a yellow hat, pink shirt, blue overalls, and red boots, holds a white chicken. To her right is a row of 9 brown eggs. The background shows a green field and a blue sky with clouds. A small signature is in the bottom right corner.














20




17




14




19




16




13




18




15



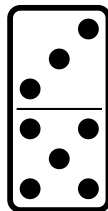
12



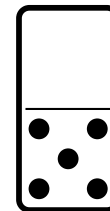
11



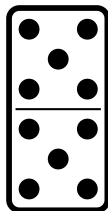
8



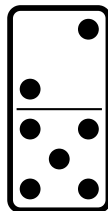
5



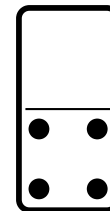
10



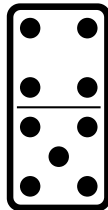
7



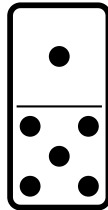
4



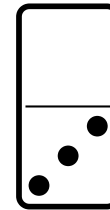
9

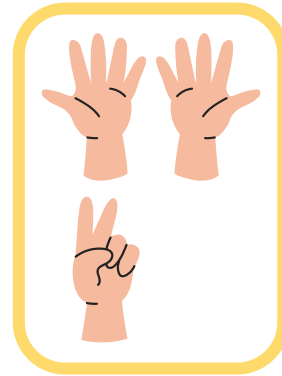

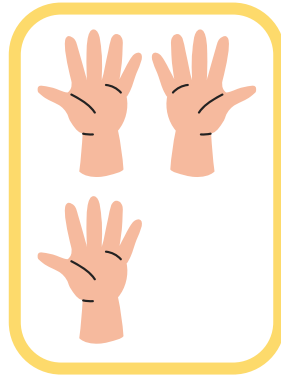

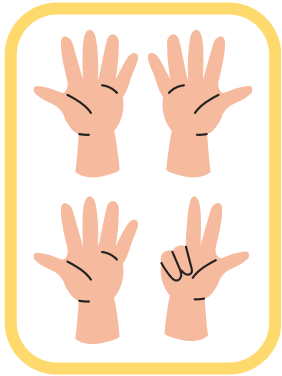

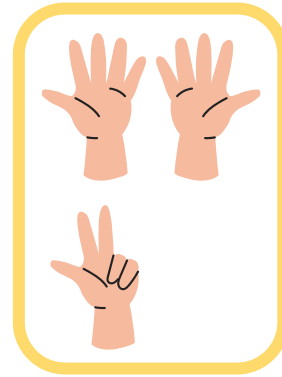

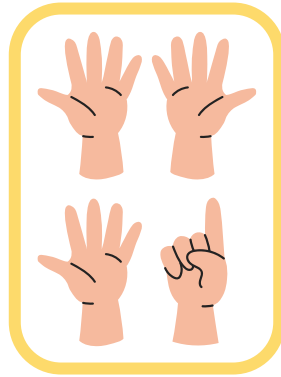

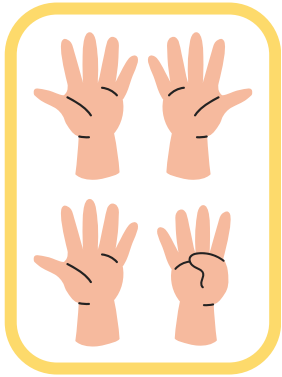
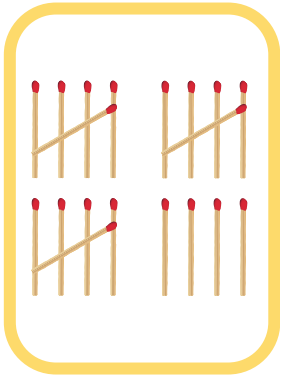
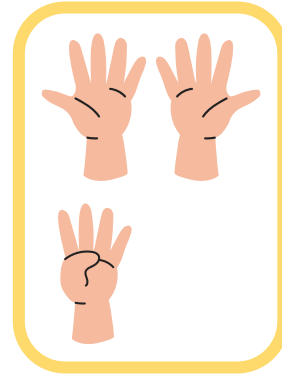

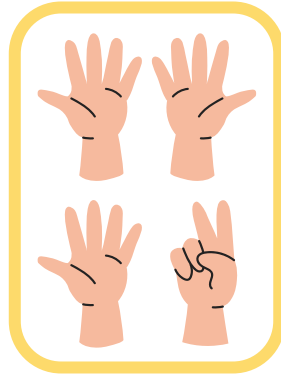


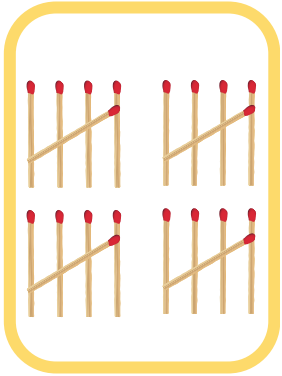






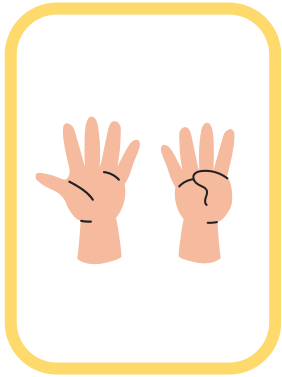











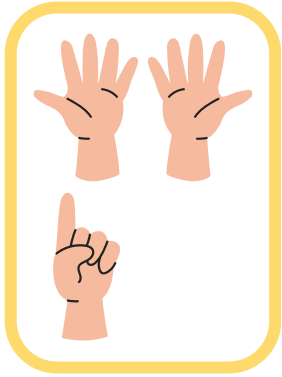

6

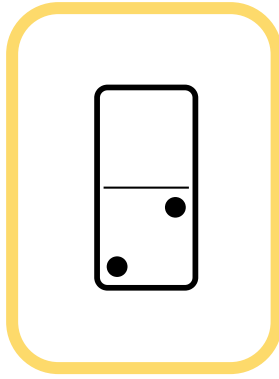

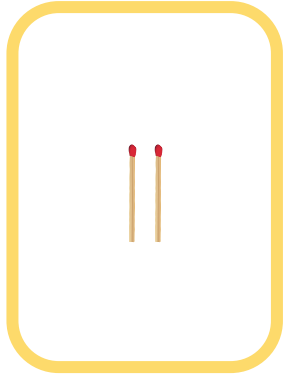


3

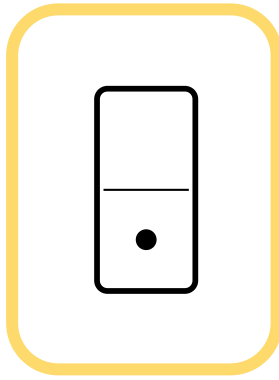










2



1